


## *Life Skills - Using Social Media Safely*

### Entry Level 3



Name	
------	--

*1.1 describe three safety procedures to follow when creating a safe social media profile*

## **Three procedures for creating a safe social media profile**

1.

2.

3.

1.2 identify three examples of an inappropriate post and three examples of an appropriate post to share on social media e.g. photo, status, comment

### Inappropriate posts

Type of post	Example
photograph	
status	
comment	

### Appropriate posts

Type of post	Example
photograph	
status	
comment	

*1.3 create a post that would be appropriate to post on social media*

**Create an appropriate post for social media**

A large, empty rectangular box with a thin black border, intended for the user to create a social media post. The box is centered on the page and occupies most of the lower half of the document.

1.4 outline two advantages and two disadvantages of using social media

Watch the video '[Caught in the Web - a Newsround Special - CBBC Newsround](#)

Then describe one advantage and one disadvantage of using social media;

Advantage of using social media	
Disadvantage of using social media	

2.1 identify two appropriate and two inappropriate people to engage with on a video call and give one reason why

**I use video calls in the following ways (circle)**

Snapchat

Skype

FaceTime

Online Gaming

Other: .....

**Appropriate people to speak to on a video call**

Person	Reason
1.	
2.	

**Inappropriate people to speak to on a video call**

Person	Reason
1.	
2.	

2.2 identify two appropriate and two inappropriate behaviours when on a video call and give one reason why

Complete the sentences below. Use the ideas bank to help you

using bad language    telling secrets    talking to a friend  
showing private photographs or videos  
connecting with family who live far away  
talking to a stranger  
helping your school friend with homework  
having a parent with you

1. An **appropriate** behaviour on a video call is:

.....

The reason why is:

.....

.....

2. An **appropriate** behaviour on a video call is:

.....

The reason why is:

.....

.....

3. An **inappropriate** behaviour on a video call is:

.....

The reason why is:

.....

.....

4. An **inappropriate** behaviour on a video call is:

.....

The reason why is:

.....

.....



2.3 list at least three pieces of personal information that should not be shared on social media and give one reason why



**Personal information that should not be shared on social media**

Personal information	Reason?
1.	
2.	
3.	

3.1 state three ways of getting help if they have a problem on social media

Research the information on the following website;

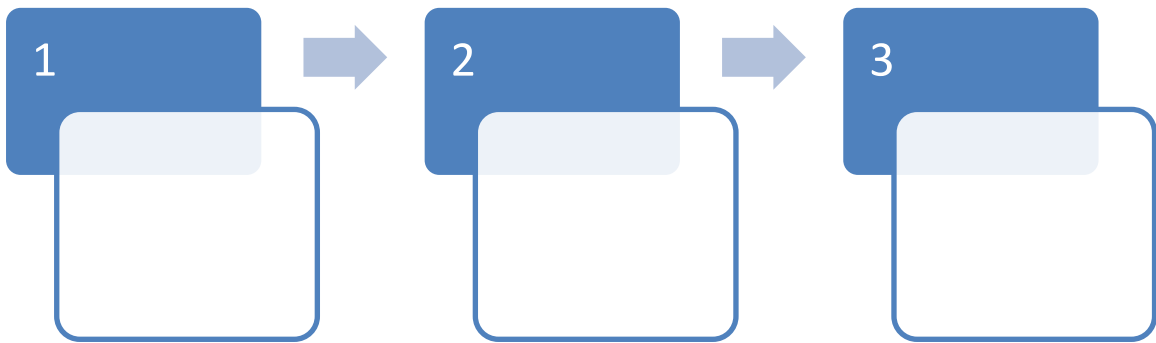
[www.childnet.com/resources/how-to-make-a-report](http://www.childnet.com/resources/how-to-make-a-report)

and complete the task below

Who can help?	How do they help?

3.2 state how to block and report a user on social media and give examples of why a user could be blocked

How do you **block** someone on social media?



How do you **report** someone on social media?

.....  
.....

Give three examples of why someone could be blocked on social media:

1.


2.

3.

*3.3 create a list of rules for staying safe on social media*

# **Staying Safe on Social media**

## **The Rules!**

A large, empty rectangular box with a thin black border, intended for the student to write a list of rules for staying safe on social media.