

Extra Resources / ideas

English

- <https://www.bbc.co.uk/bitesize/subjects/zgkw2hv>
- <https://new.phonicsplay.co.uk/>
- <https://www.bbc.co.uk/iplayer/episodes/b01cz0p1/alphablocks>

The Rainbow Fish video - <https://www.youtube.com/watch?v=ifXlc0QI2kY>

Suggested stories

- What the ladybird heard - <https://www.youtube.com/watch?v=Eu9mPX7DuLA->
- The jungle book- Film or story
- Treasures in the garden- <https://www.twinkl.co.uk/resource/t-l-53236-treasures-in-the-garden-ebook>
- Snail and the Whale- <https://www.bbc.co.uk/iplayer/episode/m000cslw/the-snail-and-the-whale>
- Sharing a shell- <https://www.youtube.com/watch?v=TCFKWeqb1pY>
- The very hungry caterpillar - <https://www.youtube.com/watch?v=75NQK-Sm1YY>
- Jack and the Beanstalk - https://www.youtube.com/watch?v=_VCpAYajmvo (or another version)
- Little Red Hen - <https://www.youtube.com/watch?v=CLqGLE5zTIk>
- Secret Garden - https://www.youtube.com/watch?v=Jw9DhdcY_L4
- Pocahontas - <https://www.youtube.com/watch?v=vtjnOyJgqdA>
- The Selfish Crocodile - https://www.youtube.com/watch?v=O-NhjJ_RZI
- The Zoo Vet - <https://www.twinkl.co.uk/resource/the-zoo-vet-ebook-t-or-1115>
- The Cautious Caterpillar - <https://www.twinkl.co.uk/resource/t-l-526203-the-cautious-caterpillar-ebook>
- The enormous crocodile

Any Non-fiction books about animals or plants

Maths

- <https://www.topmarks.co.uk/Search.aspx?Subject=16>
- <https://www.topmarks.co.uk/maths-games/7-11-years/money>
- <https://www.bbc.co.uk/bitesize/subjects/zjxhfg8>
- <https://www.bbc.co.uk/bitesize/subjects/z826n39>
- <https://www.bbc.co.uk/iplayer/episodes/b08bzfhn/numberblocks>

Understanding the World

- <https://www.bbc.co.uk/iplayer/episodes/b006qnnh/natural-world>
- <https://www.bbc.co.uk/iplayer/episodes/m000fbs2/andys-aquatic-adventures>
- <https://www.bbc.co.uk/iplayer/episodes/b09s2qb6/andys-safari-adventures>
- <https://www.bbc.co.uk/iplayer/episodes/b01kpztt/andys-wild-adventures>
- <http://treetoolsforschools.org.uk/categorymenu/?cat=animals&name=Animals&col=942B91>
- <https://www.edinburghzoo.org.uk/webcams/panda-cam/>

























Me in the World

- Andys Wild Workouts - <https://www.bbc.co.uk/iplayer/episodes/p06tmmvz/andys-wild-workouts>
- PE with Joe Wicks - <https://www.youtube.com/playlist?list=PLyCLOPd4VxBvQafyve889qVcPxYEjdSTL> / <https://www.youtube.com/playlist?list=PLyCLOPd4VxBvD7ogmmPLJXYA1qOgFF3pe> / <https://www.youtube.com/playlist?list=PLyCLOPd4VxBsjmT2uzj4ojk-EQaJ9oi8R> / https://www.youtube.com/playlist?list=PLyCLOPd4VxBtWi7RnRLz6qHgOqWiB_LrH

Other FUN activities you could do:

My I Spy Scavenger Hunt

Before this activity, you may wish to discuss with children the dangers of touching/ eating berries and how to look for small creatures without disturbing/hurting them.

<p>smooth Leaf</p>  <input type="checkbox"/>	<p>spiky leaf</p>  <input type="checkbox"/>	<p>twigs on the ground</p>  <input type="checkbox"/>	<p>rocks</p>  <input type="checkbox"/>
<p>soil</p>  <input type="checkbox"/>	<p>smooth bark</p>  <input type="checkbox"/>	<p>rough bark</p>  <input type="checkbox"/>	<p>nuts or seeds</p>  <input type="checkbox"/>
<p>fruit or berries</p>  <input type="checkbox"/>	<p>red flowers</p>  <input type="checkbox"/>	<p>yellow flowers</p>  <input type="checkbox"/>	<p>white flowers</p>  <input type="checkbox"/>
<p>flying insect</p>  <input type="checkbox"/>	<p>ants</p>  <input type="checkbox"/>	<p>caterpillar</p>  <input type="checkbox"/>	<p>butterfly</p>  <input type="checkbox"/>
<p>spider</p>  <input type="checkbox"/>	<p>web</p>  <input type="checkbox"/>	<p>snail</p>  <input type="checkbox"/>	<p>nest</p>  <input type="checkbox"/>
<p>feather</p>  <input type="checkbox"/>	<p>bird flying</p>  <input type="checkbox"/>	<p>footprints</p>  <input type="checkbox"/>	<p>animal droppings</p>  <input type="checkbox"/>

Making a Sundial

You will need:

Chalk

Stones

Large, straight stick

Clock



Instructions

1. Find a spot outdoors that is not sheltered and that the sun will be able to shine on easily.
2. Place your stick vertically in the centre of this area. (On a concrete area, you could create a small mound of dirt or stones and push your stick into this.)
3. On each hour, look at where the shadow of your stick falls. Place a stone at the end of each shadow.
4. With your chalk, write the number of the hour next to the pebble.
5. Repeat until the end of the school day.
6. Test out your sundial by checking that the shadow falls onto the correct pebble at the correct time, the following day.

My Five Senses Scavenger Hunt

Something smooth



Something rough



Something that makes a noise



Something round



Something yellow



Something that came from a plant



Something that has a smell



Something long



Something man-made



Something soft



Something you can eat



Something red

