

## Music Activity Guidance








1.     
We are going to make a drum!

Follow the instructions below to make your own tin can drum!



a)

You will need:  2  tins,  2 balloons,  rice,  scissors,  elastic bands and a  grown-ups  help

 Be careful  as the tin  could be sharp. You could  ask  an adult  to sandpaper  it for you

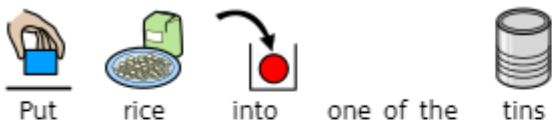


b)

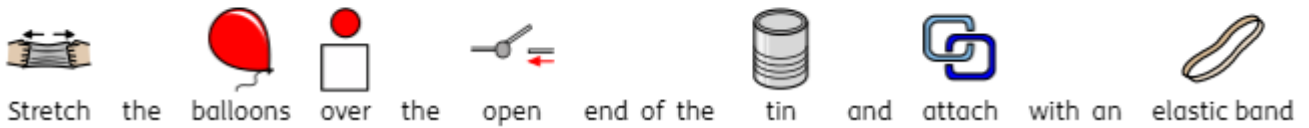
 First,  cut  the bottom off the  balloons



c)



Put rice into one of the tins



Stretch the balloons over the open end of the tin and attach with an elastic band

d)



Play your drum

and



shaker

2.



Listen

to and



play

some



African



music



Watch

the



YouTube video



below

and



follow

along



using

the



drum

you have



made

or



you could

use

a



pan

or



mixing bowl

from your



kitchen

<https://www.youtube.com/watch?v=hpowm8KISs4>

Was that fun? See if you can play 2 drums at the same time!

3.



Learn

an



African



song



Listen

to the



song

on



Youtube

and see if



you can



learn

the



words

<https://www.youtube.com/watch?v=vUrVeRGo5IM>



Film

yourself



drumming

or



singing

and share



them

on



Facebook

or



e-mail

them to



me

on [hallj@forest.n-yorks.sch.uk](mailto:hallj@forest.n-yorks.sch.uk)