








D.T. Activity Guidance

  
Make a boat that floats

     
The weather is lovely at the moment, so you could do this activity outside

    
This is an experimental task, so you need to use your creative thinking

Think of some different materials that you could use, here are some of mine to help you get going. You could use:

     
Cardboard, tin-foil, paper, an empty bottle, a yoghurt pot, cloth

You might also need to use:

   
Scissors, glue, tape, string

    
Use your different materials to build your boat

  
Now you need to test it!

     
Place your boat in water. Maybe a paddling pool, the sink or even the bath

    
Take pictures or videos so I can see too!



Did



it float?



If not,



try again



with

different



materials

If you enjoyed that task, you could challenge yourself to build a different vehicle!
You could try and make:



a hot air balloon



an aeroplane



a car



Important:



Ask



a grown-up



what

you are



allowed to



use



Do not



use



scissors



without



a grown-up



to help